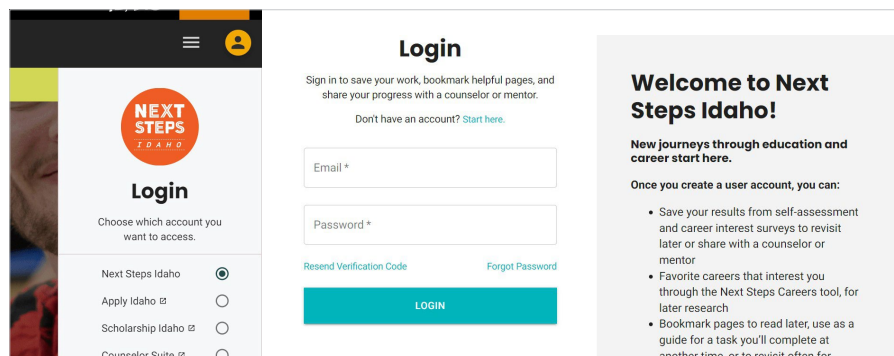


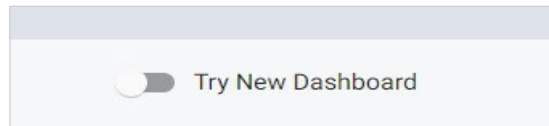


# COMPLETING THE IDAHO LAUNCH ACTIVITIES & CONFIRMING COMPLETION OF CAREER PATHWAY PLAN IN NEXT STEPS IDAHO

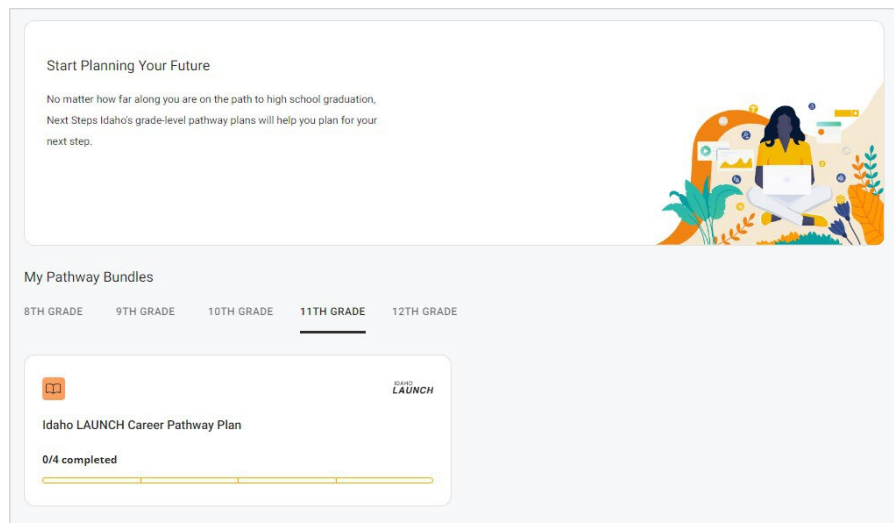
1. Students need to log in or create a Next Steps Idaho account



2. When an 11th or 12th grade student logs in, make sure they click “Try New Dashboard”

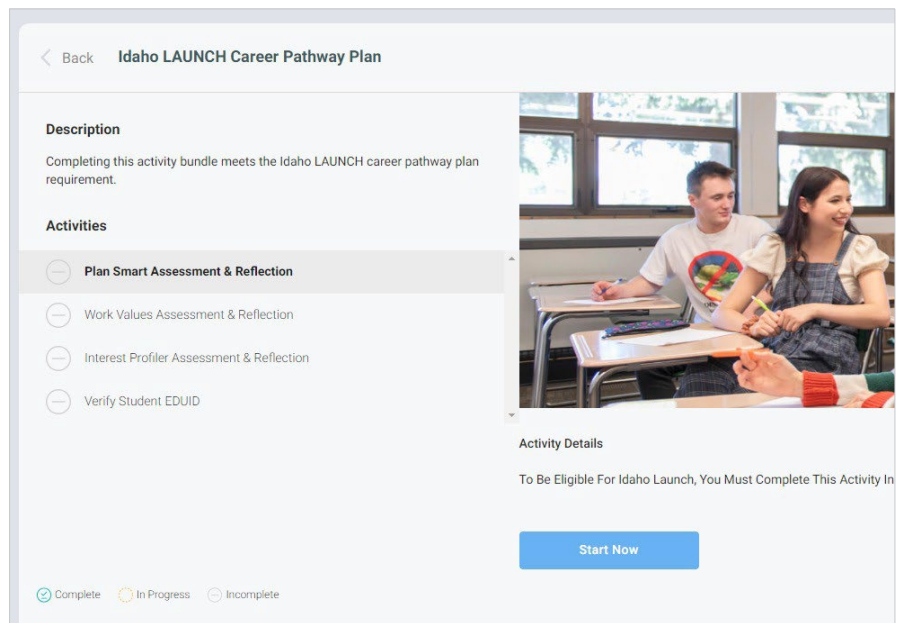


3. 11th and 12th grade students will see the “Idaho LAUNCH Career Pathway Plan” box



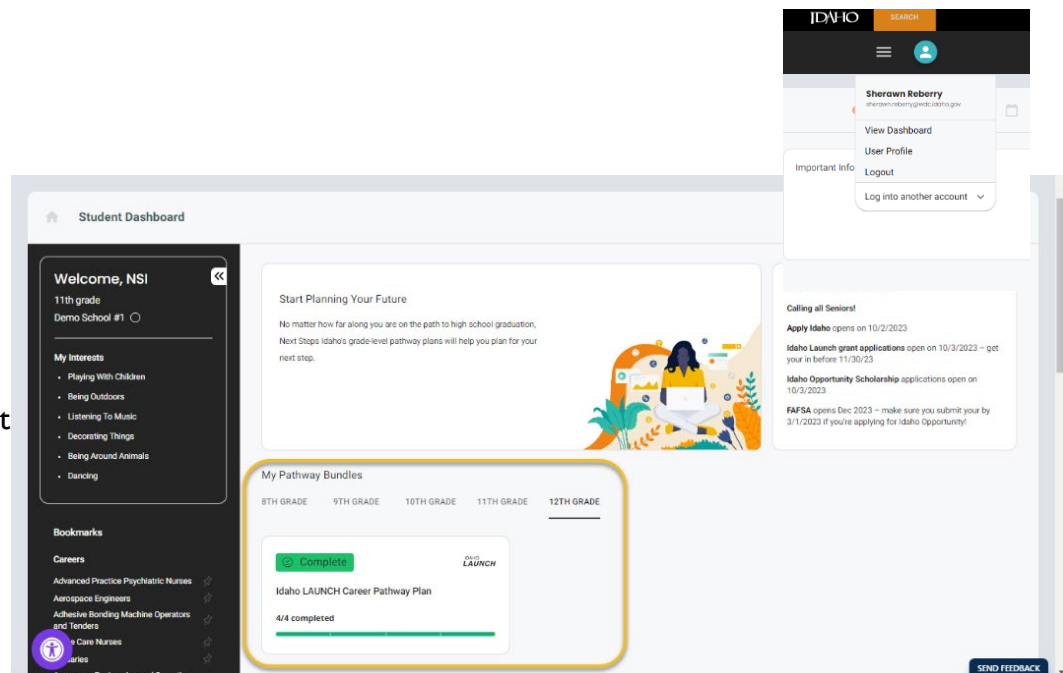
4. Click on the Idaho Launch Career Pathway Plan box

5. The student will see the four required activities on the left side. To begin completing the activities, click the blue box “Start Now”



6. Continue working through the activities. Once you have completed all four activities you will see a “green bar” indicating completion of your bundle.

\*\*Please note, you may take a screen shot of this screen to utilize as proof of completion. It will be important that you also ensure the screen shot shows your login screen with your name on the top right.





## Steps to Confirm You Have Met the Career Pathway Plan Requirement

1. Login into your Scholarship Idaho account: <https://scholarships.idaho.gov/>
2. Find your Idaho LAUNCH Grant status card:

If your Launch Status Card looks like the card below, the Career Pathway Plan you completed in Next Steps Idaho **has been auto verified**. Congratulations, you're now one step closer to your final Idaho LAUNCH grant offer. Now all you need to do is graduate.

### Verified

**Idaho LAUNCH Grant**  
For Academic Year 2024/25

Status: Pending Official Offer

*Your contingent offer/letter has been processed. Keep an eye on your inbox to learn of status changes and/or respond to requests for additional information.*

[Review](#) [Decline](#)

Contingent Accepted on 02/14/24 10:30

If your Launch Status Card looks like the card below, **it has the Link to Next Steps Idaho button**, your Career Pathway Plan from Next Steps Idaho has **NOT been auto verified** and you will need to follow the steps below to manually verify completion of your Career Pathway Plan.

### Not verified

**Idaho LAUNCH Grant**  
For Academic Year 2024/25

Status: Pending Official Offer

*Your contingent offer/letter has been processed. Keep an eye on your inbox to learn of status changes and/or respond to requests for additional information.*

[Review](#) [Decline](#)


Contingent Accepted on 02/14/24 10:30

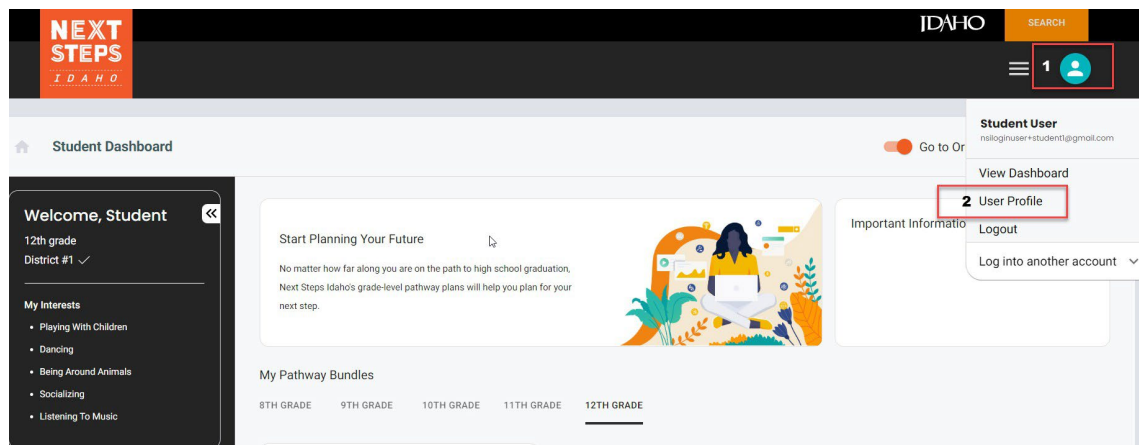
**Confirm Completion**  
If you see this on your button, click button to confirm completion.

[s.idaho.gov/launch](https://scholarships.idaho.gov/launch)

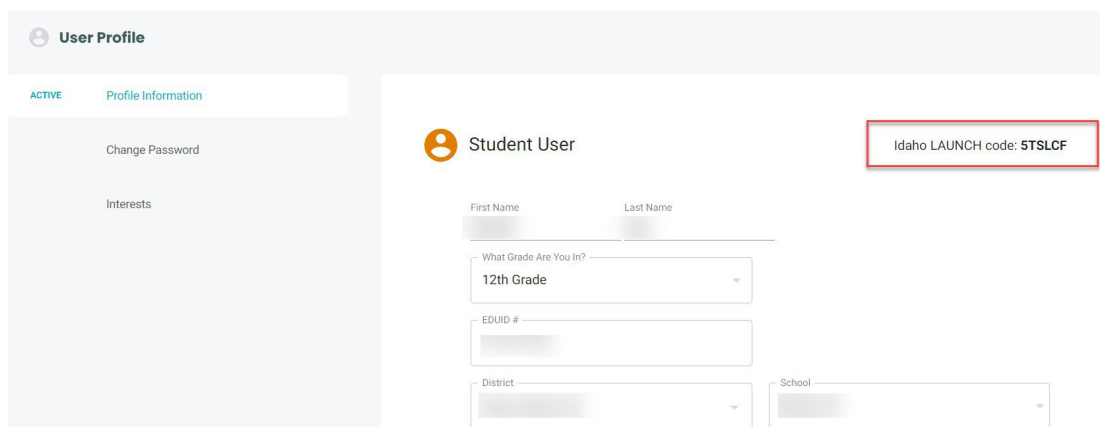
# IDAHO LAUNCH

## Steps to Manually Verify Completion of Your Career Pathway Plan

1. Keep your browser tab with your Idaho LAUNCH status card open - You will need return to it in a later step.
2. Now, open a new tab in your browser and login to your Next Steps Idaho account:  
<https://nextsteps.idaho.gov/login>
3. From your dashboard click on the  icon (for logging into your account) to find your User Profile.
4. Click on User Profile:



5. Locate your Idaho LAUNCH code and copy it.

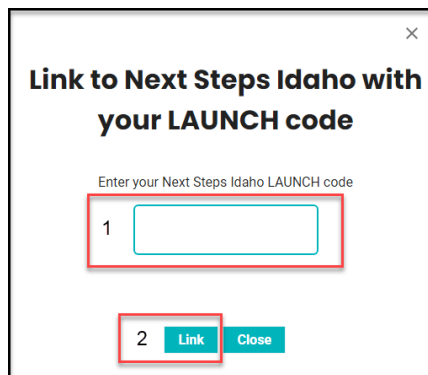


# IDAHO LAUNCH

- Return to the tab with your Idaho LAUNCH status card.
- Click on the Link Next Steps Button to open the form where you will enter your Idaho LAUNCH code from Next Steps Idaho.



- Paste your code into the text box. Then click the Link button and wait for the system to process.



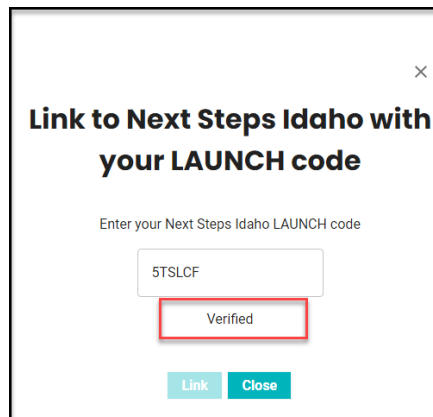
Link to Next Steps Idaho with your LAUNCH code

Enter your Next Steps Idaho LAUNCH code

1

2

If you see **VERIFIED** message under the code box, your code has been matched and your Career Pathway Plan has been verified and you can click on the close button.



Link to Next Steps Idaho with your LAUNCH code

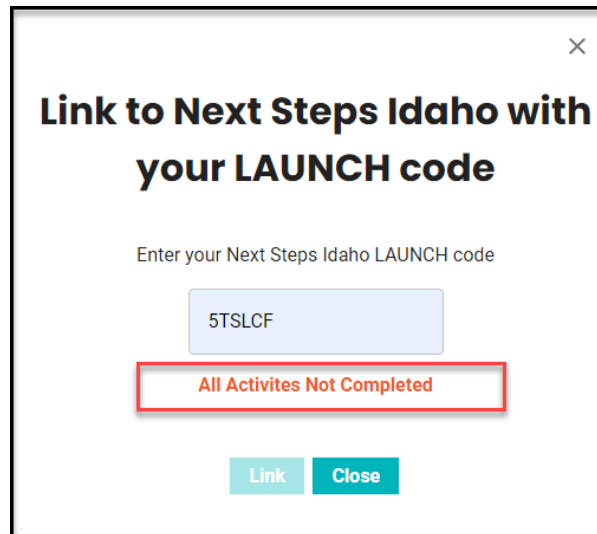
Enter your Next Steps Idaho LAUNCH code

5TSLCF

Verified

Congratulations, you're now one step closer to your final Idaho LAUNCH grant offer. Now all you need to do is graduate!

If you see this code, make sure to return to Next Steps Idaho and complete your remaining activities before returning to enter and verify your Idaho LAUNCH code in Scholarship Idaho.



If you see either of the codes below, double check you enter your Idaho LAUNCH Code correctly. If the problem persists, email [info@nextsteps.idaho.gov](mailto:info@nextsteps.idaho.gov) and provide your first and last name along with the error code you're receiving.

